

BASD Annual Report

Opportunities, Experiences, and Academic Progress

March 17, 2015



Vital Signs



- Student attendance, well-being, and acquisition of positive, productive life skills
- Student academic proficiency
- Student opportunities for and participation in the arts, co-curricular and extracurricular activities*
- Student proficiency with digital technologies
- Student opportunities for advanced and online learning experiences*
- Increased student opportunities for STEM experiences, growth in global competence, and career exploration*
- Closing the “achievement gap” and accelerating learning for all students
- Smooth transitions between grade levels as well as strong student graduation rates
- Students are afforded a safe learning environment

Student attendance, well-being, and acquisition of positive, productive life skills

Average Daily Attendance

	Grades k-5	Grades 6-8	Grades 9-12	%
2013-2014	1,225	607	673	93%
2012-2013	1,255	612	710	
2011-2012	1,266	595	758	



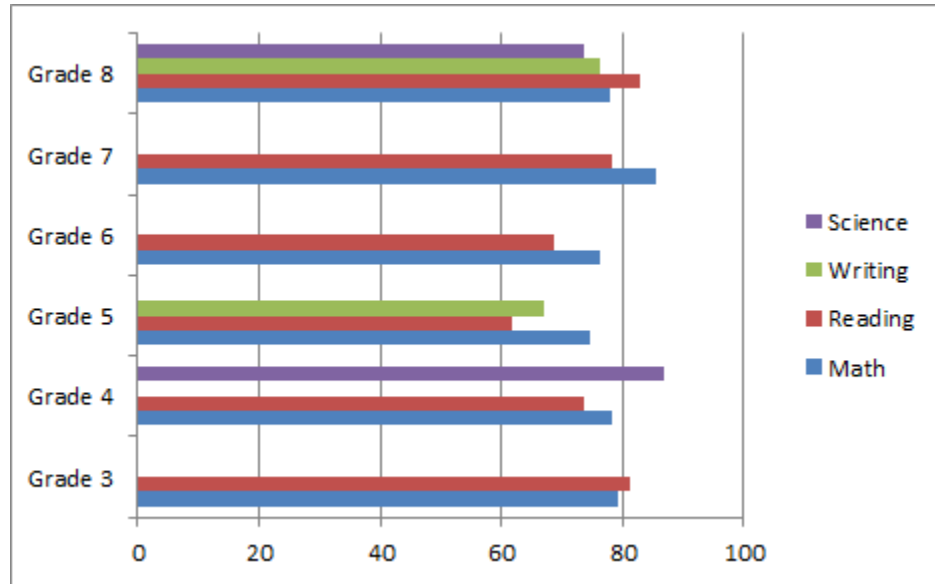
Indicator for good health: Attendance > 90%

Student academic proficiency



Indicators of good health: 80% Proficient or Advanced PSSA and Keystone (baseline goal - above State average); 80% AP Scores 3 or above; SAT scores above the State Average

PSSA math, reading, writing, and science for grades 3-8



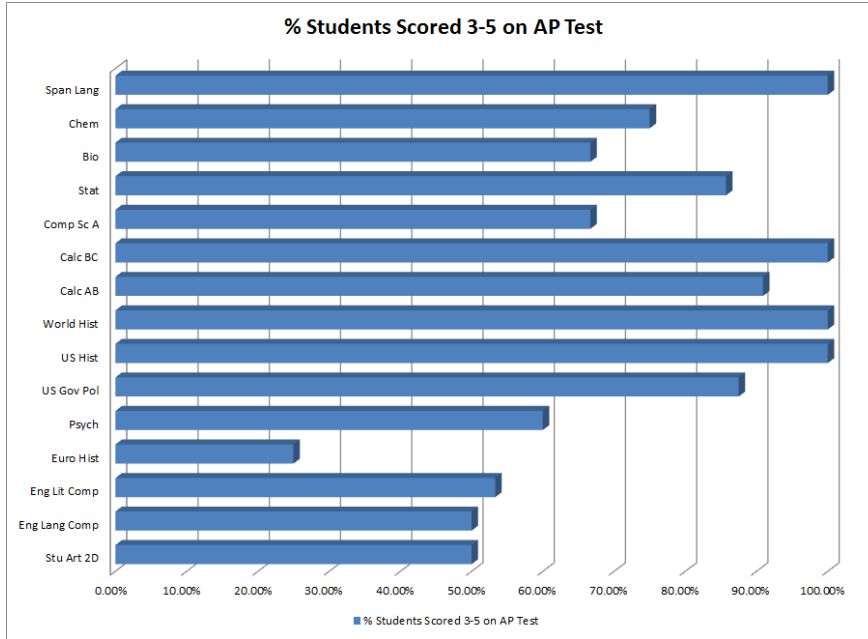
Keystone End of Course Assessments (Spring 2014) % Proficient and Advanced:

Exam	Grades 7 and 8	Grades 9-12
Algebra I	(155) 88.4	(214) 27.6 (72%)*
Literature	n/a	(124) 21.8 (77%)*
Biology	n/a	(240) 40.8 (66%)*

***Note:** It must be indicated that the majority of students taking the Keystone Assessments in Spring of 2014 in Lit and Alg at the HS (as well as some in biology) were retaking the Keystone assessments. Therefore, these numbers indicate a percentage of proficiency *in addition to* those students who had successfully passed the Keystones in the Spring of 2013 or Winter 2013/14. The exceptions are our biology students and those students in MS and HS who took the Algebra I Keystone for the first time. With this data taken into consideration, and with the current results from the Winter Keystone, across our district, *of the students who took courses tagged to the Keystones 77% of our students (449/582) are proficient in Algebra I, 79% in Literature (285/362), and 67% in Biology (284/425).*

Advanced Placement Testing (AP)

Overall, 61.48% of the students taking the exams scored a 3 or higher



**Fast Fact: 68 students
took 107 AP exams**

NOCTI - Percent of students scoring competent or advanced in these industry standard based assessments: 93.18%

SATs:

BASD		State
Math	513.13	504
Verbal	511.45	497
Writing	486.79	481

National Average: 1,497

BASD Average: 1,511

PA Average: 1,482



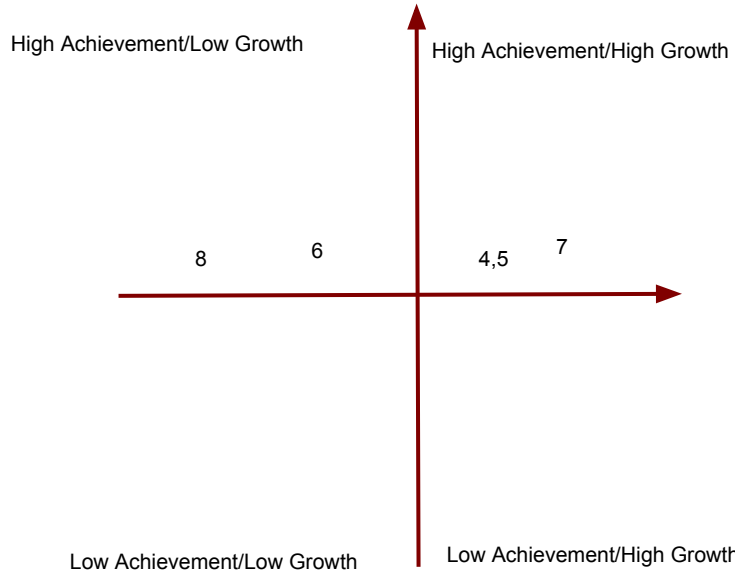
Graduation Rate by Cohort:

BASD 91.45% (92.06%)

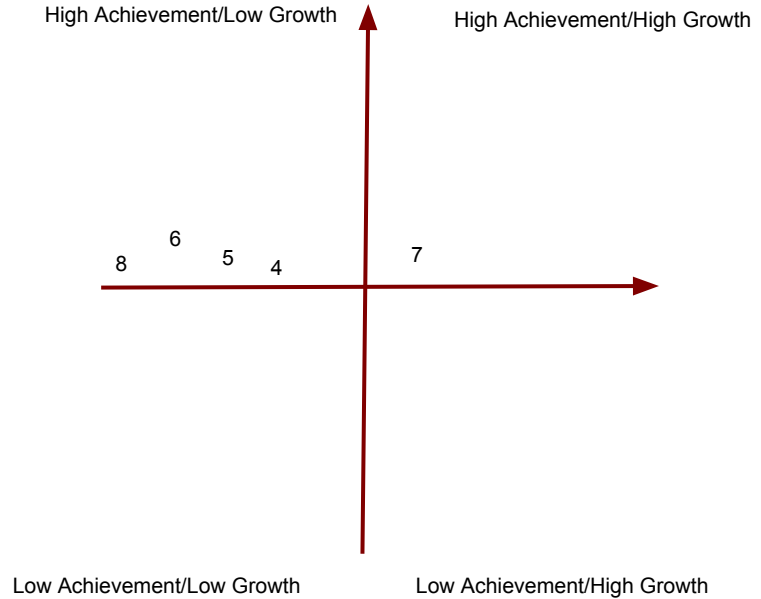
State Average 83%

Point of Pride: 126 students from the 2014 graduating class matriculated to 26 colleges/universities across 3 states and Puerto Rico

Mathematics



Reading

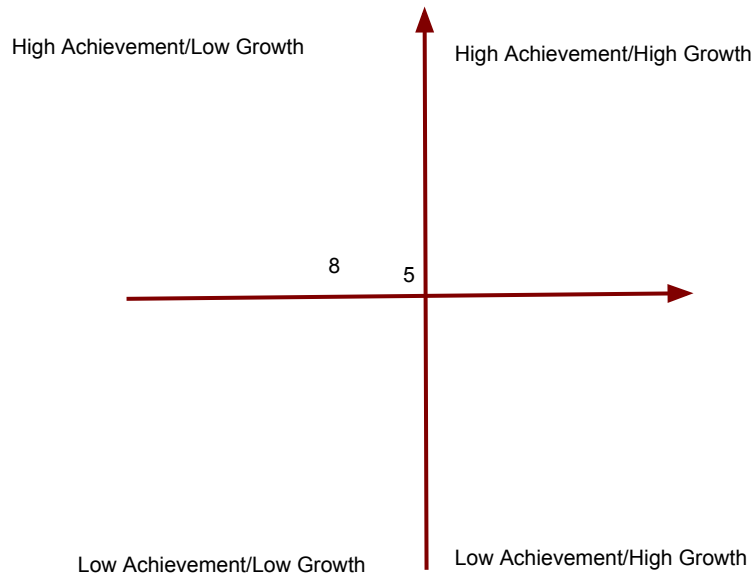


PVAAS Information



Indicator of good health: reaching both achievement and growth - quadrant 4

Writing



Science

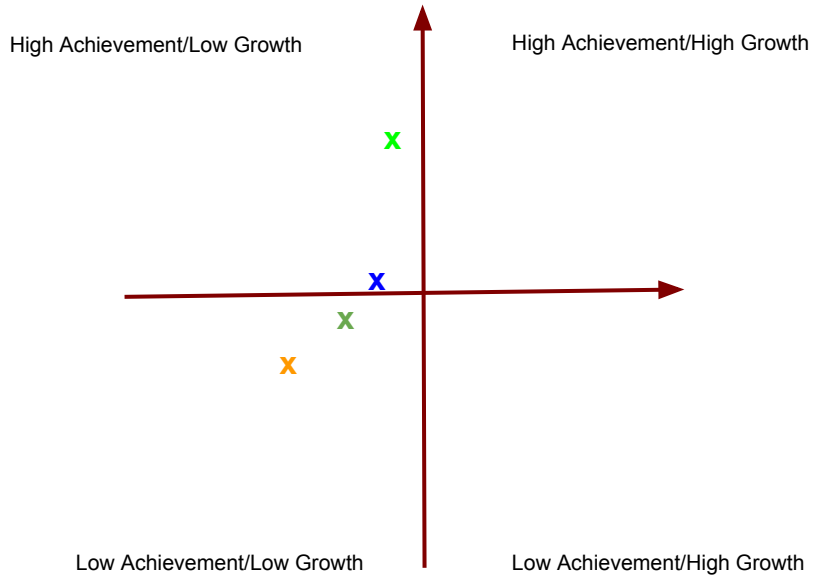


PVAAS Information



Indicator of good health: reaching both achievement and growth - quadrant 4

Keystone Exams (PVAAS)



Algebra I MS **X**; Algebra I HS **X**; Biology **X**; Literature **X**



Indicator of good health: reaching both achievement and growth - quadrant 4

Participants	Athletics	Arts and Co-curriculars	Extra Curricular	CPI
Male	329		HS/MS Clubs 60	82
Female	247		HS/MS Clubs 62	52
Totals	Athletics 576	Fine Arts 167	Fine Arts 288 Clubs 110*	CPI 134

Quick Facts: Our students at CPI are enrolled across 17 programs; Our Technology Student Association at the MS includes 7 girls and 5 boys

*Partial count



Indicators of good health: equitable balance between offerings for males and females; equitable participation between males and females; student awards in the arts, co-curriculars, and extra curricular activities.

Opportunity!

Points of Pride - Post Secondary

Students from the class of 2014 enrolled in 25 colleges/universities/technical schools across 3 states and Puerto Rico

Accepted at U.S. News and World Report Top 50 Universities 42%

Accepted at U.S. News and World Report Top 50 Universities (North Region) 1%

Accepted at U.S. News and World Report Top 50 Colleges (North Region) 5%

8 students from the class of 2014 joined the military

Army 2

Air Force 1

Marines 2

National Guard 1

Navy 2

Student proficiency with digital technologies



Indicators of good health: diverse technology integration across grade levels; diverse use of technology to enhance instruction, learning, and communication

Interactive Technologies (Promethean Boards): 111 (across all buildings and grade levels)

Interactive Clicker Systems: a minimum of 20 across the district

Chromebooks: 1,300+ (across all buildings and grade levels)

LapTops: 303 (one for every teacher and administrator; 50+ for classroom and substitute use)

3D Printers: 2

Classroom Projectors: 240 (across all classrooms and grade levels)

Document Cameras: 60 (elementary buildings) **37** (Middle School)

eReaders (Nooks/Kindles): 24 (HS) **12** (Benner) **28** (across other buildings)

Learning Labs: Computer labs in each building and 2 high power labs for our engineering classes, video production lab, business lab, computer science labs (MS and HS), art lab

iPads: 10 (utilized by our reading specialists and ESL teachers)

Android Tablets: 20 (engineering program)

Numerous **science peripherals** including 172 various probes and sensors as well as a 3D projector

Fast Fact: with our current enrollment of students, we are almost (2.1) at a 2:1 student to chromebook ratio

Bellefonte eLearning Academy

BeLA	k-2	3-5	6-8	9-12	N
5/2014	0	0	1 (1-8)	17 (1-9, 3-10, 5-11, 8-12)	18
3/2015	0	0	5 (2-7, 3-8)	27 (7-9, 4-10, 10-11, 6-12)	33

Fast Fact: Enrollment has increased 200% over 3 years

BeLA

- Full integration of Google apps including Google mail and Google docs to enhance district and community collaboration
- Development of a responsive website, social networking experiences, and digital apps to enhance communication
- Internet Safety - student presentations within school day and ongoing evening community safety workshops highlighting what a digital footprint is, the do's and don'ts of social media, cyber bullying and its consequences, popular internet sites for teens, and how to protect personal information on the web.
- Virtual field trips for students and collaborative sessions for faculty both within and beyond the United States (distance learning video equipment and collaborative software to offer students interactive learning experiences without leaving the confines of the classroom)
- Increased online learning opportunities for students (both full online experiences and hybrid learning experiences); teachers and administrators are expanding their web presence to enhance communication with students, parents and the community
- Utilization of Chromebooks across grade levels to enhance student learning experiences
- Implementation of a BYOD (Bring Your Own Device) Program
- Ongoing embedded professional learning experiences support by a k-12 Technology Specialist/Coach

POINTS OF PRIDE

All classroom doors remain locked during the school day; District wide Positive School Wide Behavior Support, safety teams, and crisis plans

<p>Bellefonte Elementary</p> <ul style="list-style-type: none">● Created secure foyer● Installed pass-thru window in foyer● installed camera in foyer● Installed badge access● Remote door release for foyer● SchoolGate Guardian● Replaced PA system	<p>Benner Elementary</p> <ul style="list-style-type: none">● Installed badge access● Camera installed in foyer● Created a secure foyer with remote door release● SchoolGate Guardian● Upgraded PA system	<p>Marion-Walker Elementary</p> <ul style="list-style-type: none">● Created secure foyer● Installed pass-thru window in foyer● installed camera in foyer● Installed badge access● Remote door release for foyer● SchoolGate Guardian
<p>Pleasant Gap Elementary</p> <ul style="list-style-type: none">● Created secure foyer● Installed pass-thru window in foyer● installed camera in foyer● Installed badge access● Remote door release for foyer● SchoolGate Guardian● Replaced PA system	<p>Middle School</p> <ul style="list-style-type: none">● Installed badge access● Installed access control● Installed camera in secure foyer● installed remote door release in Library● Installed additional 14 cameras interior and 2 exterior cameras● SchoolGate Guardian	<p>High School</p> <ul style="list-style-type: none">● Created secure foyer● Install pass-thru window● Installed remote door release in Library● Installed visual annunciator in wood shop● SchoolGate Guardian

Fast Fact: BASD is the first district in Pennsylvania to have all of schools receive banner status for our SWPBS

Safe Learning Environments



Indicators of good health: protocols, procedures, hardware, and software exceed mandates; protocols and procedures are consistent across district; district has school wide safety committee; positive behavior programs are in place; buildings have updated expert informed crisis plans

- 2 National Merit Scholarship Award winners (class of 2014)
- Students from the class of 2014 received over \$80,000.00 in academic and athletic scholarships/awards
- 2 ISSAC (drama/theatre) Awards for best costuming and best ensemble performance; Superior ratings for our marching band and Excellent ratings for our concert band, choir, orchestra, and jazz bands at adjudicated events; 2nd place for indoor percussion, color guard, and dance teams and 1st place for our majorettes at the Tournament of Bands Chapter 4 Championships (2014)
- 35 students participated in district level ensembles at PMEA; 15 qualified for regionals, 1 qualified as All State
- 12 TSA students qualified for states; 1 sixth place finish at States; at the Regional level - 5 students took first place in Inventions and Innovations and 2 students took second place in Structural Model
- First place in the Battle of Chapters (FBLA); 7 State qualifiers in the Regional Leadership Conference, 3 first place, 6 second place, 2 third place, 3 fourth place, 1 fifth place
- Our students held numerous leadership positions in FBLA throughout the region; students qualified to attend the National Conference

POINTS OF PRIDE*



- Dual enrollment agreements and/or Post Secondary Study options with Penn State University, Lock Haven University, Harrisburg Area Community College, and South Hills School of Business (traditional and online learning options)
- Anticipated Dual enrollment agreement with St. Francis University
- Agriculture Program articulation agreements with Penn College and Delaware Valley College (courses offered: Pre-Vet & Animal Science, Landscape & Horticulture, Ag Mechanics, Agriculture, AgriScience, Plant Science and Biotechnology, Science and Literature, Field to Table)
- Offering of all available Advanced Placement course options
- Development of a Pre-Engineering Program at the MS (Gateway) and HS (PLTW) levels (courses offered include: Principles of Engineering, Civil Engineering and Architecture, and Computer Science and Software Engineering)
- Growth of our World Language Program - Spanish, French, and Mandarin Chinese at both the elementary and secondary levels
- Collaboration with Penn State University's Science Outreach and SMEAL College of Business

POINTS OF PRIDE



- International travel opportunities; school partnership with Shijiazhuang No. 20 MS
- Greenleaf collaboration with schools in China; student collaboration and project development with a school in Nigeria (Kaduna Nigeria - Ahmadu Bello University); collaboration with students in Ghana
- Opportunities for virtual field trips (including: Philadelphia Art Museum events, India Past and Present, Spanish and Mexican Art, Math in Art). Through the Global Nomad Institute out of NYC, including 1) Rwanda: 20 years later which became part of the students final exam, 2) Million Bones Challenge--a worldwide effort to bring awareness of genocide. It culminated with a field trip to Washington DC where our students helped cover the national mall in bones.
- Academic Spotlight event
- Integration of Google Classrooms
- Numerous clubs at the elementary level including: Girls Just Wanna Run, Mindstorms, football and soccer intramurals, art club
- Annual Reading Competition for grades 4 and 5
- 370 HS students participated in *Day of Caring*
- District wide Banner status by PDE for our School Wide Positive Behavior Support Program

POINTS OF PRIDE

In 2013-14

- 2 Mountain League Championships (Girls Golf, Boys Soccer), 9 Mountain League individual champions (Swimming)
- 1 District Championship (swimming)
- 1 District Individual Champion (Track and Field)
- 8 State qualifiers (Swimming)
- 5 Academic All American Honors (Swimming)
- Maepearl St. George all around state champion bronze division (Gymnastics)
- UCA All Americans - UCA Camp Champions (Cheerleading)
- 2 PSBCA All Stars (Softball)

Fast Fact: 150 students participated in our FFA program and competed in numerous career development and leadership events; Our Ag Program created a composting program for the HS.

POINTS OF PRIDE



- *Highway to Health* for faculty and staff, graduate opportunities for faculty and staff, coaching opportunities (embedded professional learning) for faculty and staff
- Graduate Program Cohort agreements with Wilson College and with Eduspire (Brandman University) for our teachers (courses taught onsite and online by our administrators)
- 100% of our teachers are highly qualified
- Among faculty and administration our employees hold 5 doctorate degrees and 130 master's degrees in addition to their undergraduate degrees
- Teachers and Administrators presented at state, regional, and national conferences



BE Informed - Be Involved - BE Connected - BELong in BEllefonte

POINTS OF PRIDE

Bellefonte Education Foundation

Number of Education Foundation Grants: 11

Estimated Number of Students Served: 25 - 628

Grant Totals Awarded: \$6,922.00

EITC Funds: \$32,250.00

Quick Fact: The Foundation awarded checks totalling over \$50,000.00 to graduating seniors

POINTS OF PRIDE



SPP: School Performance Profile



Indicator of good health:
scoring 70 or higher meets
PDE standards

Point of Pride: Marion
Walker Elementary School
designated as Governor's
School of Excellence



PA Target

80-99

Above standard: BN, MW

70-79

Meets PA standard: HS, MS, PG

60-69

Missed Target: BE (69.4)

0-59

**Severely missed
target: N/A**



Vital Sign	Peak Health 90-100	Very Fit 80-89	Healthy 70-79	At Risk 0-69
Student Attendance...	X			
Academic Performance...		X	X X	* *1 building at risk
Closing Achievement Gap/Growth...				X
Academic Opportunities...	X			
Athletic & Extra-curricular opportunities...		X		
Digital Opportunities...		X		
Graduation Rates...		X		
Safe Learning Environment	X			

SPP varies by building



WELLNESS CHECK

Recently Implemented

- Units of Study (writing) grades k-2
- CC mathematics upgrades (primary)
- CDT 1to1 conferencing at the secondary level
- CDTs at grades 3-5
- CC standards alignment in Math and Science
- RtII models at the elementary level
- Keystone course supplemental classes

- SLOs tied to student achievement and academic growth
- Increased professional learning opportunities for instructional leaders

Ramp-up

- Data review; re-examination of criteria utilized for interventions; use of formative assessments
- Focus on using specific, relevant, timely, and clean feedback to increase learning

In Development

- Units of Study grades 3-5
- CC Mathematics upgrades (intermediate)
- RtII models at the elementary level
- CC realignment in ELA
- Restructuring of grades 4 & 5
- Cross content integration (secondary)
- Review of data and data plans aligned with AMOs (Annual Measurable Objectives)

Name _____

Address _____

Rx

APR

Signature _____

Fitness Plan